

OFFSITE CONSTRUCTION

HOW TO SAVE TIME & MONEY ON YOUR BUILD



SAM[®]

INTRODUCTION

The demand for offsite construction has never been greater. Finally, the government has started to realise that using modern methods of construction is a great way to deliver more sustainable, high-quality housing quickly. Not to mention all the other advantages a factory controlled construction environment brings, such as less disruption to residents, fewer carbon emissions and improved site safety to name a few.

At SAM, we understand that with increased demand comes additional pressures to complete projects quickly, whilst still maintaining a high quality finish. This is why we have developed MDF mouldings products that will greatly reduce installation and finishing times and save you money in the process.

In this booklet, we have highlighted some of our products that have been designed to make your life easier and to help you achieve your business goals. You'll also find an infographic explaining exactly how much time you would save, testimonials from other offsite construction companies and key contact details for various team members, so you know who to get in touch with for specific information.

Team SAM - we advise, we support, we deliver




"We always look for materials that provide value and quality to accompany our designs and when we discovered SAM, they seemed like the perfect solution for our interior mouldings needs. The team are knowledgeable and a pleasure to work with and the products are of a high standard."

~ Stately Albion (park home manufacturer)

WHAT DO YOU NEED?

We want to make sure we are offering you the best possible service, so we asked offsite construction companies what it was they needed from their suppliers, what their goals were and how we can help them to achieve their goals.



No. 1 — Products that will save you time and money

At SAM, we have a range of MDF mouldings products that will reduce preparation time and installation time in the factory and therefore save you money on labour.



No. 2 — Consistent supply

SAM offers quality materials that can be stored easily and efficiently, fitted with minimum fuss and delivered on time and in full every time.



No. 3 — Technical support

The SAM technical team is always on hand to answer any questions you may have and technical documents are available to download from the SAM website.

We value excellent quality and customer service and SAM do both. SAM's fully finished mouldings are a quick and efficient solution for our homes and they were clearly explained by the team from pitch to installation. 10/10."

~ Omar (park home and holiday lodge manufacturer)

WHAT DO WE OFFER?

Now that we understand your goals a little better, we know the following product ranges can help you to achieve them.



Primed MDF mouldings

SAM offers an extensive range of MDF mouldings that will reduce preparation time on site over softwood timber as they are free from defects and knots and are delivered pre-primed.



Wrapped MDF mouldings

A range of high quality, stable and robust MDF mouldings wrapped in a choice of real wood veneer, paper or PVC offers a low maintenance alternative to real wood and reduces finishing time on-site over primed or wood alternatives.



Fully finished MDF mouldings

This easy-to-install range of MDF mouldings is finished with an acrylic top coat over two coats of primer and provides a quality finish that is consistently smooth and durable, saving you time and money on additional labour onsite.




PRIMED V SOFTWOOD

Preparing primed MDF mouldings for painting is a lot quicker than when using softwood timber, but did you know how much time you would save if you made the swap?

Primed

10 - 15 minutes



Sand



Softwood


290 - 420 minutes



Apply knotting solution




Fill surface defects



Sand



Apply wood primer



Sand again

SAM ZERO V PRIMED

Now we know you could save over 4.5 hours per room by switching from softwood timber mouldings to primed MDF mouldings, we are about to take it one step further. Below you can see the time saved if you used SAM Zero fully finished mouldings instead of primed mouldings once installed (they both take equal amounts of time for installation).

SAM Zero

10 minutes




Wipe with an industrial wipe



Primed


410 minutes



Sand



Apply undercoat of paint



Sand again



Apply 1st coat of paint



Apply 2nd coat of paint
(if needed)

*Based on painting a standard sized room

WHO TO CONTACT

The smiling faces below belong to our external sales team, who are always on hand to answer any queries you may have. If you would like to discuss how we can help with any upcoming projects in more detail, please get in touch with the relevant regional sales manager for your area using the contact details below.



Craig Buchanan

Scotland & North England
craig.buchanan@samonline.co.uk | 07971 912 699



Graham Parker

South East & London
graham.parker@samonline.co.uk | 07794 291 860



Jason Dacres

Yorkshire, Midlands & North Wales
jay.dacres@samonline.co.uk | 07917 354 632



Joe McAllister

Ireland & Europe
joe.mcallister@samonline.co.uk | 07583 084 557



Lee Taylor

South West & South Wales
lee.taylor@samonline.co.uk | 07771 987 862

Place an order

✉ orders@samonline.co.uk
☎ 028 9442 8288 (Opt. 1)

Order samples

✉ marketing@samonline.co.uk
☎ 028 9442 8288 (Opt. 5)

Useful resources

🌐 samonline.co.uk